
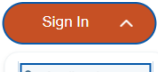
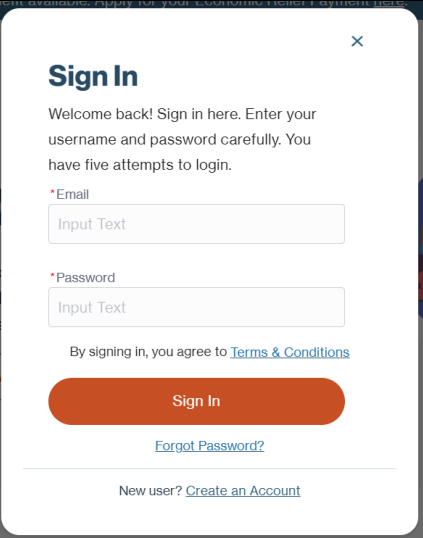


## Creating a Provider and PED Enrollment System Provider Account

The preferred browser for the Provider and PED Enrollment System is Chrome (Edge, Firefox, and Safari work as well).

To create an account in Yes.NM.gov, do the following:

Step	Screenshot/Link (if applicable)
1. Navigate to the <b>Yes New Mexico</b> website.	<a href="#">YesNM Home Page</a>
2. Select the <b>Sign In</b> button.	
3. Select <b>Medicaid Provider</b> or <b>Medicaid Provider Admin</b> from the drop down.	 <div><b>5. Medicaid Provider</b> You are a medical provider who is enrolled or wishes to be enrolled as a Medicaid provider.</div> <div><b>6. Medicaid Provider Admin</b> You represent a medical provider who is enrolled or wishes to be enrolled as a Medicaid provider.</div>
4. Select <b>Create an Account</b>	

<p>5. Select <b>Provider</b> from the dropdown list.</p>	<p><b>Create an Account</b>  <small>Whether new and existing health care providers, provider admins and PED applicants shall take a few minutes to create a new account, indicate your role by clicking the following.</small></p> <p><b>Provider</b></p> <p><b>Provider Admin</b></p> <p><b>PED Applicant</b></p> <p><small>*Email Address</small>  e.g. john@netcom.com</p> <p><small>*Password</small>  Password</p> <p><small>*Confirm Password</small>  Confirm Password</p>
<p>6. Enter your information.</p> <p><b>NOTE:</b> It is important that you <b>TYPE</b> in your email address to receive your code.</p>	<p><b>YES New Mexico</b> Get Assistance Employers &amp; Providers Sign In</p> <p><small>*First Name</small>  e.g. John</p> <p><small>*Last Name</small>  e.g. Smith</p> <p><small>*Email Address</small>  e.g. john@netcom.com</p> <p><small>*Password</small>  Password</p> <p><small>*Confirm Password</small>  Confirm Password</p> <p><small>Password must contain:</small></p>
<p>6. Select <b>Create Account</b></p>	<p><small>Password must contain:</small></p> <ul style="list-style-type: none"> <li>• 8 - 30 characters</li> <li>• At least 1 special character</li> <li>• At least 1 number</li> <li>• At least 1 lower case letter</li> <li>• At least 1 upper case letter</li> </ul> <p><b>Create My Account</b></p> <p><small>Returning User? <a href="#">Sign In</a></small></p>
<p>7. You will receive a One Time Passcode in your email. Enter the code and select <b>Submit</b>.</p>	<p><b>YES New Mexico</b> Get Assistance Employers &amp; Providers Sign In</p> <p><b>Please Verify Your Account</b></p> <p><small>We sent a code to <a href="mailto:lysandra.weatherly@gmail.com">lysandra.weatherly@gmail.com</a>. Check your email and enter the code we sent</small></p> <p><small>*Code</small>  Enter One Time Passcode</p> <p><b>Submit</b></p>

8. Select the Continue to Provider/PED Enrollment, Recertification, Revalidation link.

## Provider/PED Enrollment

Health care providers, provider admins, PEDs, and PED applicants are essential to build a healthier New Mexico. We are committed to ensuring the top quality of health care and program assistance for New Mexicans. For provider enrollment, documentation uploads, revalidation and PED provider enrollment continue here.

[Continue To Provider /PED Enrollment, Recertification, Revalidation](#) →